

2024

ANNUAL SNAPSHOT

The 2024 Annual Snapshot is a high-level report of Primary Health Care Corporation's activities over the past year.

This snapshot highlights key statistics and outlines the services provided by PHCC's 31 health centers. It includes essential information about PHCC's patient population, detailing patient visits statistics, resources, facilities, and service utilization.

This report serves as an overview, paving the way for the complete statistical report, which will offer a more in-depth analysis of PHCC's progress in 2024.



PATIENT REGISTRATION

TOTAL PHCC
REGISTERED PATIENTS

1,874,919



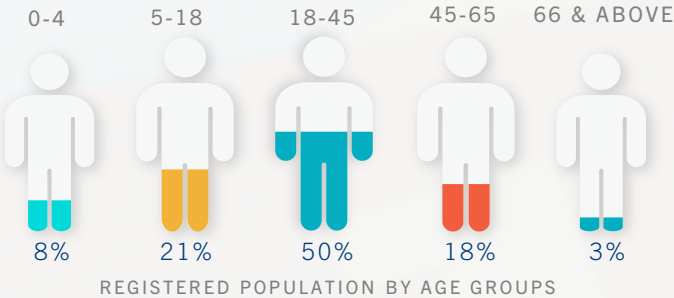
MALE FEMALE



QATARI NON-QATARI


92,291 (+ 5%)
NEW PATIENTS
REGISTERED IN 2024

1,021,059 (54%)
ACTIVE PATIENTS WHO
VISITED IN 2024



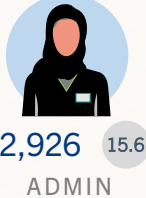
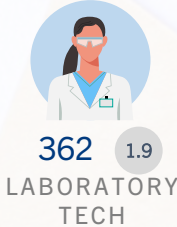

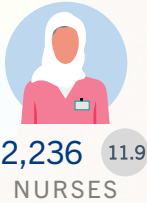
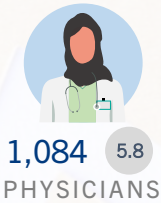
STAFF

7,975
TOTAL STAFF



CLINICAL
5,049

ADMIN
2,926



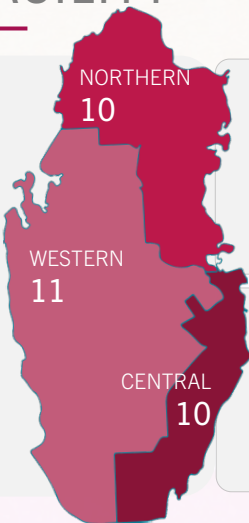
Staff density per 10,000 registered patients



FACILITY

3
REGIONS

31
HEALTH
CENTERS

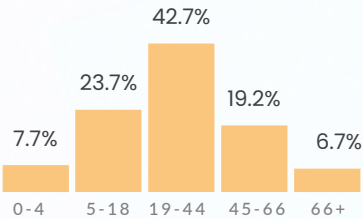


PATIENT VISITS

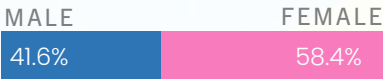


5,169,998

TOTAL VISITS



VISITS BY AGE GROUPS



QATARI

NON-QATARI

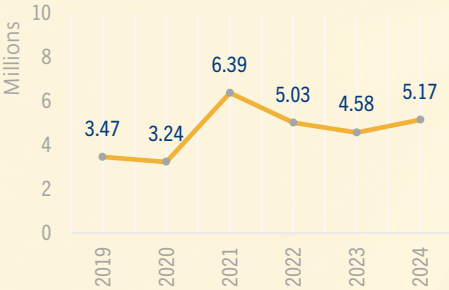


1,021,059
UNIQUE PATIENTS
VISITED

5.1
AVG. VISITS
PER PATIENT

430,833
AVG. VISITS
IN A MONTH

14,164
AVG. VISITS
IN A DAY



▲ +13%
CHANGE IN LAST 1 YEAR
2023 vs 2024

▲ +49%
CHANGE IN LAST 5 YEARS
2019 vs 2024



88%

PHYSICIAN
UTILIZATION



63%

DENTIST
UTILIZATION



8%

VIRTUAL
CONSULTATIONS



30%

PRE-BOOKED
APPOINTMENT VISITS



70%

WALK-IN
VISITS



11

APPOINTMENT
WAIT TIME (DAYS)



76%

CLINIC WAIT TIME
(SEEN IN <30 MIN)



29%


NO SHOW
RATE



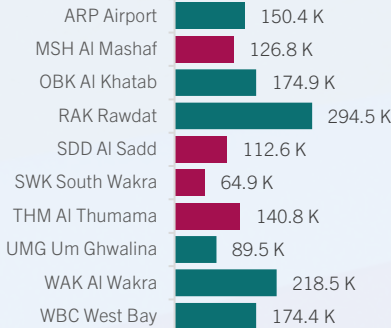
17%

REFERRAL
RATE

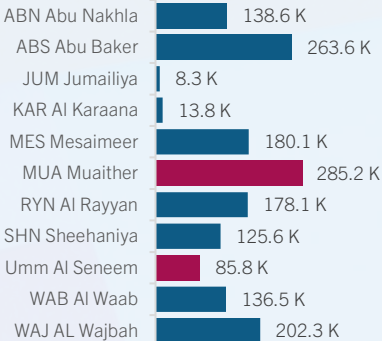
NORTHERN REGION



CENTRAL REGION



WESTERN REGION



■ QATARI EXCLUSIVE HEALTH CENTER

PATIENT VISITS



61%

3,177,548

FAMILY MEDICINE



3,058,569

FAMILY MEDICINE
CONSULTATIONS



63,955

MATERNAL HEALTH



2,696

COMPLEX CASE
MANAGEMENT



48,492

NCD CLINICS



3,836

OTHER
CONSULTATIONS



14%

732,792

PREVENTIVE
HEALTH



183,438

WELL BABY



425,910

SCHOOL HEALTH



31,826

SCREENING



86,900

WELLNESS



4,718

SMOKING
CESSATION



4%

213,794

SPECIALTY
CLINICS



97,318

OPHTHALMOLOGY



47,756

ENT



44,110

DERMATOLOGY



15,338

CHILD HEALTH



2,846

CARDIOLOGY



6,426

MENTAL HEALTH



7%

356,802

DENTAL



4%

217,388

URGENT CARE



2%

91,543

PHYSIOTHERAPY



2%

81,258

HOME HEALTH



5%

237,615

ALLIED HEALTH



1%

61,258

OTHER SERVICES

SERVICES



PHARMACY



3,209,415
PHARMACY
VISITS



8,577,272
MEDICATION
DISPENSED



4,203
MEDICATIONS
HOME DELIVERED



LABORATORY SERVICES



1,110,074
LABORATORY
VISITS



12,340,117
LABORATORY
INVESTIGATIONS



8,032,990
PERFORMED AT
PHCC LABS



4,307,127
SENT TO HMC



RADIOLOGY SERVICES



275,307
RADIOLOGY
INVESTIGATIONS




164,657
X-RAY



32,558
PANORAMIC
DENTAL X-RAY



78,092
ULTRASONOGRAPHY



NURSING SERVICES



5,407,407
NURSING
ACTIVITIES



3,674,351
VITAL SIGNS
ASSESSMENT



802,677
MEDICATION
ADMINISTRATION



348,376
POC TESTING



57,910
NURSING
PROCEDURES



439,679
OTHER
ACTIVITIES



REFERRAL SERVICES



894,775
TOTAL
REFERRALS



602,476
INTERNAL
REFERRALS



185,160
EXTERNAL
REFERRALS



107,139
EMERGENCY
REFERRALS



GAZA HUMANITARIAN SERVICES



2,542
TOTAL PATIENTS
SERVED



25,586
TOTAL VISITS



12,518
PHARMACY
ORDERS



1,126
VACCINATIONS
ADMINISTERED



2,850
REFERRALS