

### PATIENTS, STAFF, FACILITY

### VISITS & SERVICES

### SPECIAL EVENTS & SERVICES



## PATIENTS

# 1,710,112

TOTAL PHCC REGISTERED PATIENTS

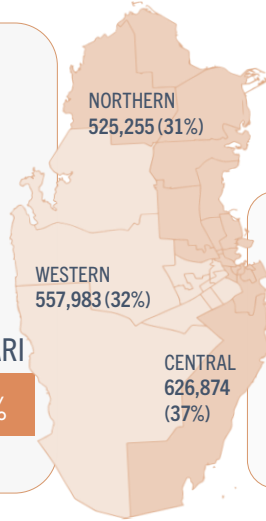
QATARI

NON QATARI

20%

80%

as of 31 Dec 2022



# 98,051

 (+ 6%)

NEW PATIENTS ADDED IN 2022

0-4

5-18

18-45

45-64

65 & ABOVE



8%



21%



51%



18%



2%



## STAFF

# 7,949

TOTAL STAFF

CLINICAL

ADMIN

5130 (65%)

2819 (35%)

\*Includes 439 temporary employees (387 clinical, 52 admin)

### PHYSICIANS

### DENTISTS

### NURSES

### ANCILLARY\*

### ALLIED\*\*



997

5.6 / 10K



217

1.3 / 10K



2350

12.3 / 10K



1010

5.4 / 10K



556

1.9 / 10K

STAFF DENSITY PER 10K REGISTERED PATIENTS

\* Ancillary staff include pharmacists, lab technicians and radiology technicians \*\* Allied staff include counsellors, physiotherapists, audiologists, health coach, health educator and other allied health professionals



## FACILITY

30

Health Centers

172,969 M<sup>2</sup>

Builtup Area

108,892 M<sup>2</sup>

Footprint Area

6,608

Car Park Slots

### TOTAL ROOMS ALLOCATED

FAMILY MEDICINE



643

WELLNESS



18

WALK IN SERVICES



186

PHYSIOTHERAPY



40

DENTAL



156

ALLIED HEALTH



102

WELL BABY



61

PHARMACY



31

SPECIALTIES



98

RADIOLOGY



93

LAB ANALYZERS



134

PATIENTS, STAFF, FACILITY

VISITS & SERVICES

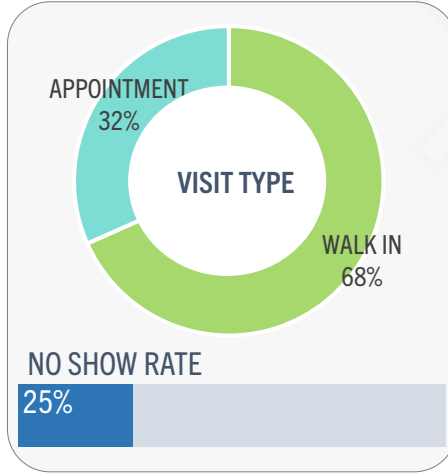
SPECIAL EVENTS & SERVICES

**PATIENT VISITS**

**5,026,153**

TOTAL PATIENT VISITS

QATARI 36%      NON QATARI 64%



**TOTAL VISITS IN PERSON / AT HC**

**4,417,311**      88%

**TOTAL VISITS TELEPHONIC/VIRTUAL**

**608,842**      12%

**FAMILY MEDICINE**

2,705,400      +9%

**WELL BABY**

156,791      -4%

**DENTAL**

268,502      -7%

**SPECIALTY CLINICS**

154,228      +11%

**URGENT CARE**

142,415      +75%

**SCHOOL HEALTH**

143,649      +48%

**ALLIED HEALTH**

258,673      +76%

**WELLNESS**

39,144      +212%

**SCREENING**

377,919      -40%

**Referrals**

**555,197**

TOTAL REFERRALS

INTERNAL 72%      EXTERNAL 28%

**REFERRAL RATE**

14%

**OTHER SERVICES**

779,432      -67%

**LABORATORY TESTS**

6,875,707

**RADIOLOGY TESTS**

207,870

**NURSING SERVICES**

3,551,165

**VACCINATIONS ADMINISTERED**

1,206,353

**MEDICATIONS DISPENSED**

6,988,572

**PHARMACY VISITS**

2,811,540

**MEDICATION HOME DELIVERIES: 8,069**

PATIENTS, STAFF, FACILITY

VISITS & SERVICES

SPECIAL EVENTS & SERVICES

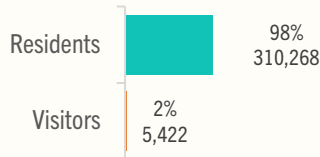
### FIFA WORLD CUP RELATED VISITS

1 Nov -20 Dec, 2022

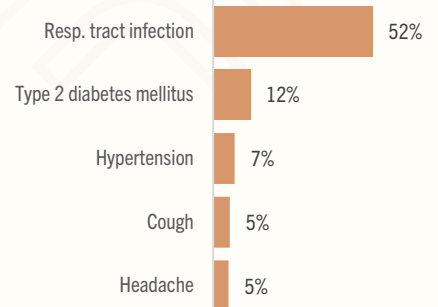


**315,690**

Overall Patients served  
(visitors and residents)



Visitors- Top 5 Reasons for Visit



### COVID-19 TESTING



PATIENTS TESTED

**1,538,334**

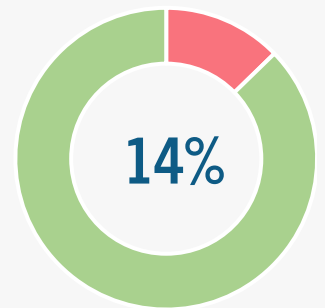
PATIENTS TESTED FOR  
COVID 19 AT PHCC



REPORTED POSITIVES

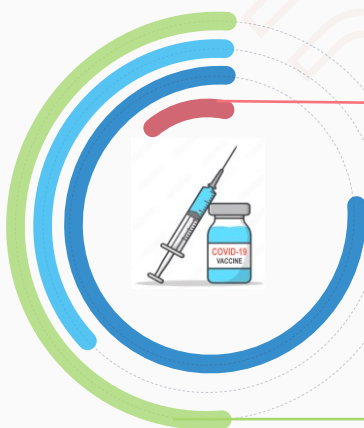
**219,206**

PATIENTS TESTED  
POSITIVE AT PHCC



TEST POSITIVITY

### COVID-19 VACCINATION



**635,443**

TOTAL DOSES ADMINISTERED

**12,798**  
DOSE 4 ADMINISTERED

**438,507**  
DOSE 3 ADMINISTERED

**80,643**  
DOSE 2 ADMINISTERED

**103,495**  
DOSE 1 ADMINISTERED

### FLU VACCINATION

**71,166**

TOTAL FLU VACCINE  
ADMINISTERED BY PHCC

